

Scaled data based on original data using  
LM-79-08 Approved Method: Electrical and Photometric Measurements of Solid-  
State Lighting Products

Test Report Prepared for  
Cooper Lighting Solutions  
(formerly Eaton)

Brand: McGRAW-EDISON

Report Number: P387043

Luminaire Tested: **GWC-SA2D-730-U-T3**

Issue Date: 3/3/2020

**Test Information**

Test Method: LM-79-08  
Report Number: P387043  
TEST IS SCALED FROM IESNA LM-79-08 TEST DATA (G2-1903-205-14)  
Test Lab: INNOVATION CENTER  
Issue Date: 3/3/2020  
Manufacturer: COOPER LIGHTING SOLUTIONS (FORMERLY EATON)  
Product Line: MCGRAW-EDISON  
Catalog Number: GWC-SA2D-730-U-T3  
Description: GALLEON WALL LUMINAIRE  
(2) 70 CRI, 3000K, 1200mA LIGHTSQUARES WITH 16 LEDS EACH AND TYPE III OPTICS  
Light Source: -  
Ballast/Driver: ELECTRONIC DRIVER

**Summary**

Lumens per Lamp: N/A  
Luminaire Lumens: 14749 lumens  
Efficiency: N/A  
Efficacy: 114.3 lumens/watt  
Luminous Opening: Rectangular (W 1' x L: 0.5' x H: 0')  
IES Classification: Type III - Short  
BUG Rating: B2 - U0 - G3

Input Watts (W): 129  
Input Voltage (V): NR  
Input Current (A<sub>in</sub>): NR  
Voltage Rise (V): NR  
Power Factor: NR  
Total Harmonic Distortion (THDi): NR  
Frequency (hertz): 60  
Stabilization Time: NR  
Operation Time: NR  
Ambient Temperature (°C): NR  
Test Distance: 24 FT

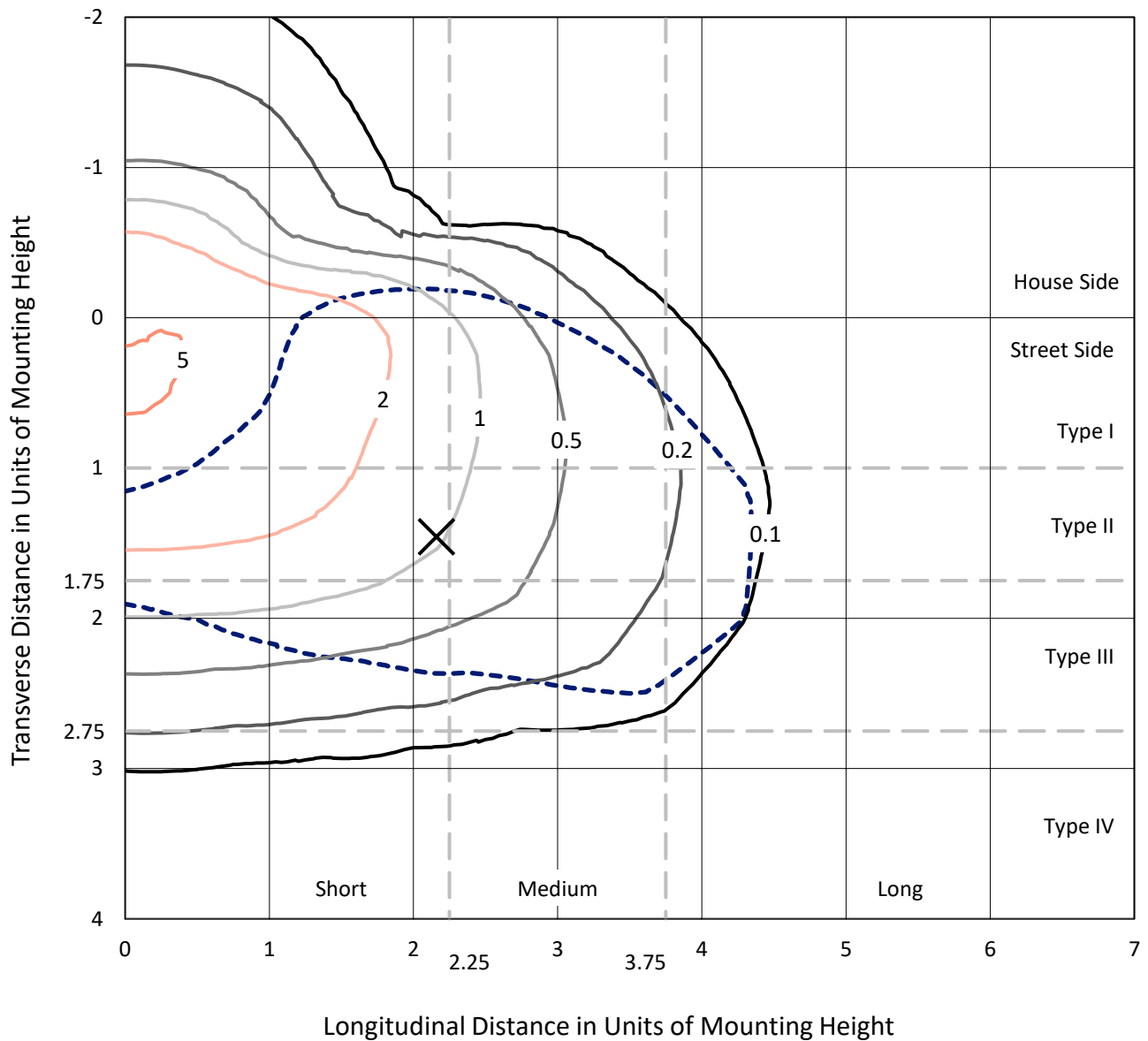


REPORT NUMBER: P387043

CATALOG NUMBER: GWC-SA2D-730-U-T3

### Iso-Footcandle Lines of Horizontal Illumination

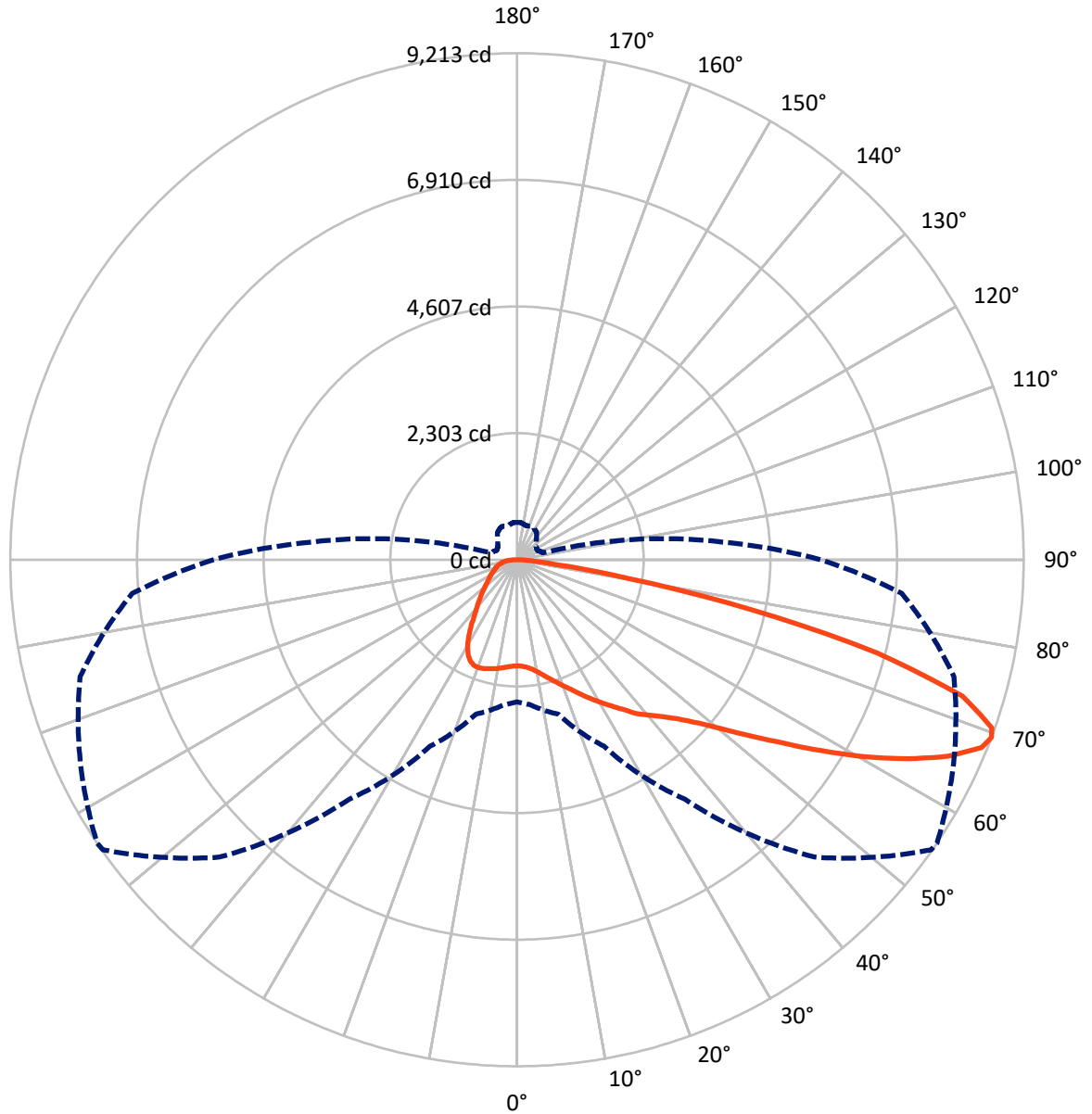
✕ Max cd  
 - - - 1/2 Max cd



Based on 20 foot mounting height. Maximum calculated value = 5.2 fc  
 Type III - Short - N/A

REPORT NUMBER: P387043  
CATALOG NUMBER: GWC-SA2D-730-U-T3

### Luminous Intensity Polar Plot



— Vertical Plane Through 56-Deg Lateral    - - - Horizontal Cone Through 69-Deg Vertical

REPORT NUMBER: P387043

CATALOG NUMBER: GWC-SA2D-730-U-T3

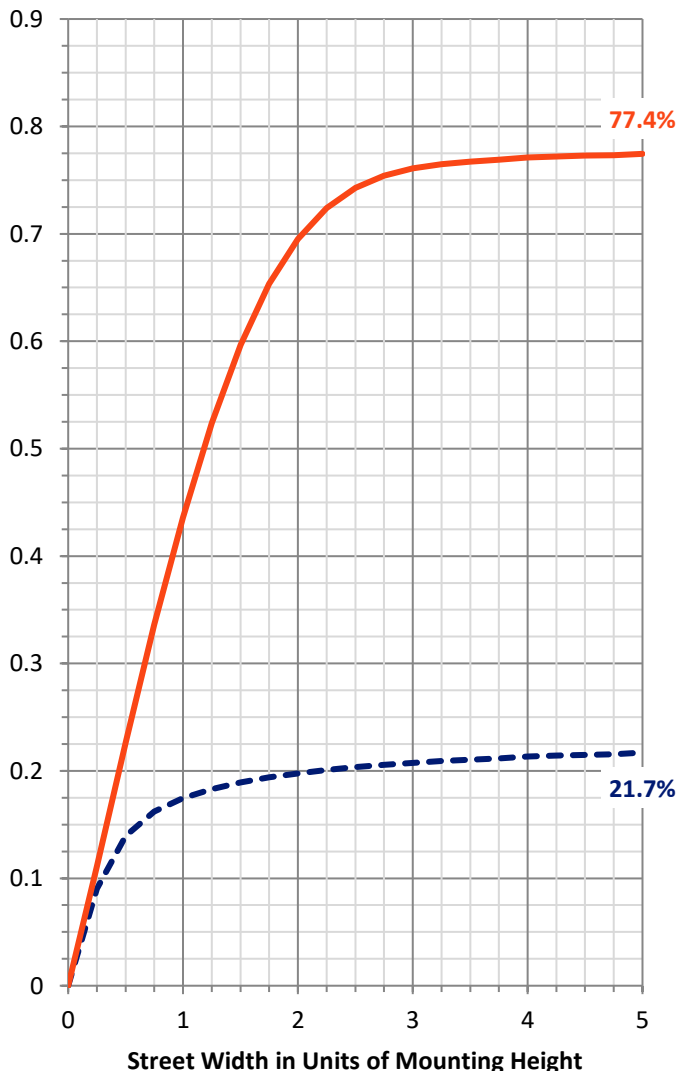
**FLUX DISTRIBUTION:**

		Downward	Upward	Total
<b>House Side</b>	Lumens	3284.6	0.0	3284.6
	% Fixture	22.3	0.0	22.3
<b>Street Side</b>	Lumens	11464.4	0.0	11464.4
	% Fixture	77.7	0.0	77.7
<b>Total</b>	Lumens	14749.0	0.0	14749.0
	% Fixture	100.0	0.0	100.0

**ZONAL LUMENS:**

Zone	Lumens	% Fixture
0°-10°	189.4	1.3
10°-20°	609.0	4.1
20°-30°	1063.0	7.2
30°-40°	1527.0	10.4
40°-50°	2113.3	14.3
50°-60°	3096.3	21.0
60°-70°	3774.9	25.6
70°-80°	2087.0	14.2
80°-90°	289.1	2.0
90°-100°	0.0	0.0
100°-110°	0.0	0.0
110°-120°	0.0	0.0
120°-130°	0.0	0.0
130°-140°	0.0	0.0
140°-150°	0.0	0.0
150°-160°	0.0	0.0
160°-170°	0.0	0.0
170°-180°	0.0	0.0
0°-90°	14749.0	100.0
0°-180°	14749.0	100.0

**Coefficient of Utilization**



REPORT NUMBER: P387043

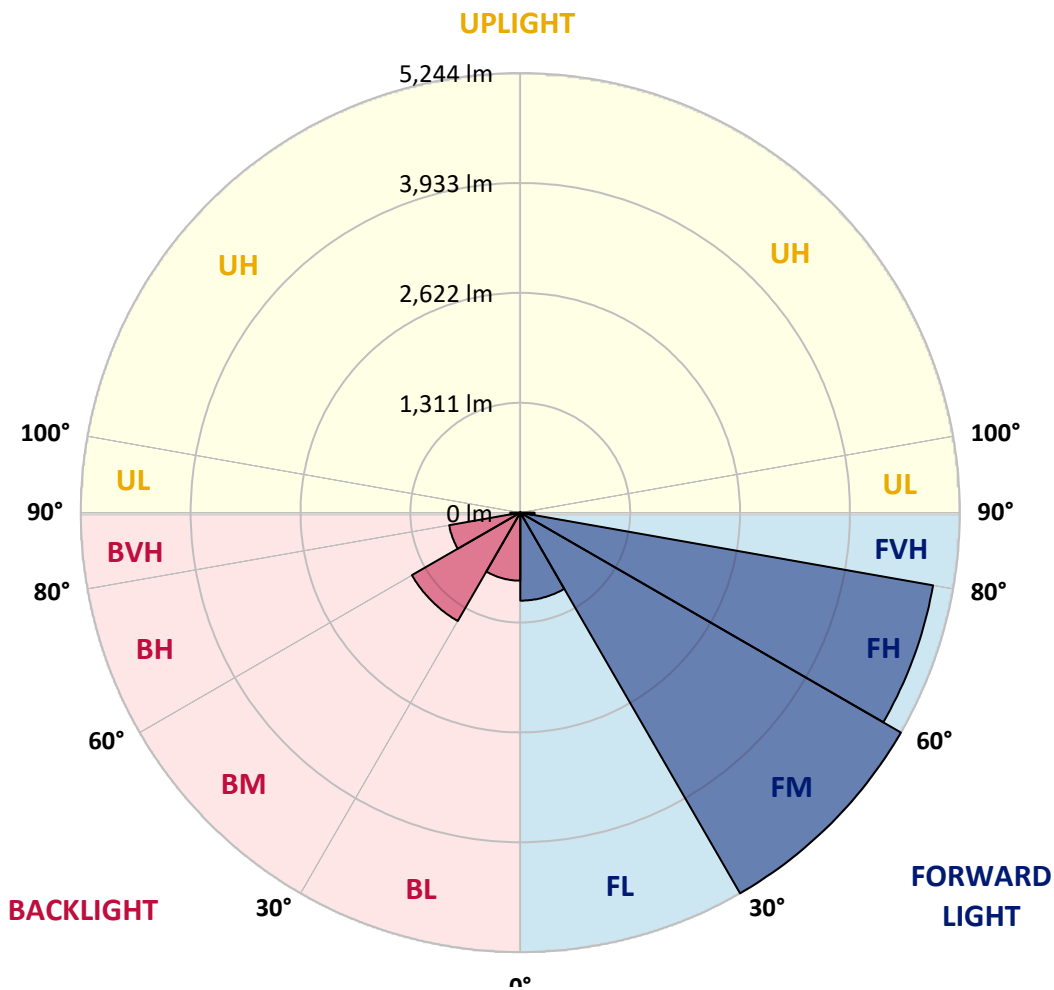
CATALOG NUMBER: GWC-SA2D-730-U-T3

**LUMINAIRE CLASSIFICATION SYSTEM LUMEN TABLE AND BUG RATING:**

Zone	Lumens	% Fixture	Zone Rating/Lumen Limit		
			B	U	G
FL (0°-30°)	1049.7	7.1			
FM (30°-60°)	5243.8	35.6			
FH (60°-80°)	5000.6	33.9			G3/7500
FVH (80°-90°)	170.3	1.2			G2/225
BL (0°-30°)	811.7	5.5	B2/1000		
BM (30°-60°)	1492.8	10.1	B2/2500		
BH (60°-80°)	861.3	5.8	B2/1000		G2/1000
BVH (80°-90°)	118.8	0.8			G2/225
UL (90°-100°)	0.0	0.0		U0/0	
UH (100°-180°)	0.0	0.0		U0/0	

**BUG Rating: B2-U0-G3**

Type III Short





REPORT NUMBER: P387043  
 CATALOG NUMBER: GWC-SA2D-730-U-T3

**CANDELA DISTRIBUTION (FULL):**

	0°	5°	15°	25°	35°	45°	55°	56°	65°	75°	85°
0°	1928.2	1928.2	1928.2	1928.2	1928.2	1928.2	1928.2	1928.2	1928.2	1928.2	1928.2
2.5°	1940.4	1942.4	1940.9	1945.0	1940.4	1943.5	1940.9	1940.9	1939.4	1934.8	1929.7
5°	1970.9	1975.0	1972.4	1976.5	1970.9	1971.9	1967.3	1967.3	1962.8	1953.1	1942.9
7.5°	2018.7	2023.2	2021.2	2025.3	2017.6	2017.6	2011.5	2011.0	2001.9	1986.1	1974.4
10°	2075.6	2081.7	2079.6	2085.7	2079.6	2081.7	2075.6	2075.6	2063.4	2041.0	2026.3
12.5°	2158.4	2166.0	2160.4	2159.9	2157.4	2161.4	2156.3	2155.3	2144.1	2113.7	2093.3
15°	2269.1	2277.3	2265.6	2264.6	2250.3	2248.8	2248.8	2247.3	2240.2	2203.6	2170.1
17.5°	2396.7	2399.2	2389.0	2372.8	2354.5	2342.8	2341.3	2345.4	2345.4	2302.7	2249.3
20°	2521.7	2526.2	2518.1	2499.8	2476.4	2459.2	2447.0	2455.1	2454.6	2403.8	2328.1
22.5°	2657.8	2668.5	2656.3	2632.9	2605.5	2586.2	2564.8	2572.0	2572.5	2510.0	2405.3
25°	2834.1	2824.5	2816.9	2783.8	2744.7	2724.9	2705.1	2712.2	2710.2	2624.3	2485.1
27.5°	2990.1	2992.2	2982.0	2946.9	2901.7	2858.0	2857.0	2861.6	2854.0	2743.2	2560.3
30°	3171.5	3172.5	3158.3	3126.8	3077.5	3021.1	3007.9	3015.5	2999.3	2856.0	2639.5
32.5°	3351.9	3357.0	3341.2	3303.1	3263.5	3194.9	3168.5	3173.5	3132.9	2971.3	2721.3
35°	3509.9	3517.0	3511.9	3486.5	3443.3	3384.4	3352.9	3349.9	3299.6	3112.6	2829.6
37.5°	3671.0	3677.6	3672.0	3650.6	3633.4	3570.9	3554.1	3554.1	3466.7	3256.9	2967.3
40°	3836.6	3846.8	3840.2	3810.7	3796.0	3767.5	3727.4	3717.7	3623.2	3430.1	3191.8
42.5°	3990.6	4003.8	4030.2	4012.9	3982.9	3987.0	3906.2	3901.1	3832.0	3686.2	3473.8
45°	4209.0	4228.3	4273.1	4259.8	4253.7	4231.4	4135.4	4130.8	4104.4	4030.7	3823.9
47.5°	4447.3	4473.8	4554.5	4557.1	4622.6	4580.5	4449.9	4434.1	4440.2	4443.3	4251.2
50°	4666.8	4695.8	4828.4	4890.9	5045.4	5054.5	4845.7	4831.4	4855.3	4925.4	4749.1
52.5°	4842.1	4878.7	5044.3	5237.4	5502.1	5577.3	5332.9	5322.3	5340.0	5461.0	5312.1
55°	4970.7	5010.3	5190.7	5542.3	5965.0	6097.6	5893.9	5883.7	5894.9	6048.8	5924.4
57.5°	5000.6	5010.3	5272.0	5747.5	6355.7	6674.3	6580.3	6560.0	6505.1	6639.2	6600.1
60°	4859.9	4898.5	5204.9	5819.7	6658.0	7242.9	7297.7	7272.3	7118.4	7228.1	7196.6
62.5°	4574.4	4643.5	4954.4	5709.9	6776.4	7707.2	8001.4	7970.9	7705.7	7776.9	7625.4
65°	4107.9	4137.4	4464.1	5331.4	6626.0	8004.5	8628.9	8613.7	8279.9	8168.6	7704.7
67.5°	3273.6	3329.0	3606.4	4540.3	6010.7	7969.4	9114.2	9112.6	8654.8	8313.9	7423.7
69°	2586.2	2643.6	2907.8	3740.1	5318.7	7648.8	9195.5	9213.2	8760.5	8225.5	7022.3
70°	2061.8	2128.4	2309.8	3150.2	4704.4	7226.1	9127.9	9159.9	8740.2	8079.7	6651.9
72.5°	877.5	931.3	1060.4	1623.9	2867.2	5395.9	8345.9	8466.8	8269.2	7394.8	5497.6
75°	383.1	399.9	458.3	662.0	1272.8	2936.8	6538.1	6761.7	7070.6	6250.5	4095.2
77.5°	280.5	287.6	319.6	388.7	571.1	1109.2	4204.5	4334.5	5099.2	4548.4	2512.0
80°	217.0	222.0	246.9	285.5	372.9	448.6	1917.5	2029.3	2867.2	2336.2	1046.2
82.5°	172.8	176.3	193.6	210.4	257.6	271.8	636.6	706.2	1058.4	645.3	276.9
85°	160.6	164.6	170.7	153.4	165.1	159.5	275.4	288.1	319.6	253.5	115.8
87.5°	72.7	85.9	169.2	119.4	87.9	70.1	112.8	117.9	132.6	133.1	51.3
90°	0.0	0.0	0.0	0.0	0.0	0.0	0.0	0.0	0.0	0.0	0.0



REPORT NUMBER: P387043

CATALOG NUMBER: GWC-SA2D-730-U-T3

**CANDELA DISTRIBUTION (continued):**

	90°	95°	105°	115°	125°	135°	145°	155°	165°	175°	180°
0°	1928.2	1928.2	1928.2	1928.2	1928.2	1928.2	1928.2	1928.2	1928.2	1928.2	1928.2
2.5°	1932.8	1931.3	1933.8	1927.7	1935.3	1934.8	1932.3	1933.3	1938.4	1937.9	1938.4
5°	1944.5	1943.5	1946.5	1941.9	1951.1	1954.1	1954.6	1959.2	1964.8	1966.3	1966.3
7.5°	1973.9	1973.9	1975.5	1969.4	1975.5	1975.0	1972.4	1977.0	1982.6	1983.1	1982.6
10°	2024.7	2025.3	2022.7	2007.0	2001.9	1988.2	1975.5	1976.0	1983.1	1988.7	1990.2
12.5°	2088.8	2086.7	2075.6	2046.6	2025.3	1997.3	1984.1	1983.6	1990.7	1995.3	1996.8
15°	2161.9	2156.3	2127.4	2080.1	2042.5	2015.1	1993.8	1988.7	1984.6	1979.5	1980.0
17.5°	2231.0	2218.3	2170.1	2104.5	2064.9	2028.3	1987.1	1954.1	1931.3	1918.0	1914.0
20°	2301.1	2276.3	2206.6	2127.4	2077.1	2010.5	1931.3	1864.2	1822.5	1803.2	1799.7
22.5°	2365.2	2325.0	2240.7	2151.3	2067.4	1950.6	1826.1	1728.5	1670.6	1644.7	1646.7
25°	2427.7	2371.8	2276.3	2168.0	2018.7	1844.9	1679.8	1559.8	1492.8	1463.8	1462.8
27.5°	2482.5	2419.0	2314.9	2154.3	1927.7	1694.5	1506.5	1389.6	1333.7	1308.8	1304.8
30°	2545.5	2478.5	2366.2	2102.0	1794.6	1520.7	1337.3	1255.0	1215.4	1190.5	1185.9
32.5°	2622.3	2559.3	2408.4	2007.0	1624.4	1339.3	1205.2	1147.8	1111.7	1083.8	1078.7
35°	2734.0	2666.0	2419.0	1870.8	1437.4	1196.0	1108.1	1049.2	1000.4	964.4	960.8
37.5°	2874.3	2799.6	2394.6	1694.5	1256.0	1103.1	1027.4	954.7	891.2	840.4	832.3
40°	3076.5	2963.7	2327.1	1491.3	1122.4	1031.4	948.6	865.8	787.0	727.6	715.9
42.5°	3319.4	3156.3	2223.4	1289.0	1024.3	958.8	870.4	767.7	692.5	650.4	644.3
45°	3628.3	3356.5	2079.6	1112.2	927.8	886.1	786.0	691.5	644.8	613.8	608.7
47.5°	3980.9	3581.0	1928.7	968.4	846.0	818.0	718.4	657.5	620.4	596.0	591.4
50°	4414.3	3834.6	1768.7	850.5	763.7	736.2	686.4	638.7	609.2	590.4	585.8
52.5°	4903.1	4120.6	1653.3	757.6	695.6	675.8	669.7	628.5	604.6	590.4	585.8
55°	5429.5	4411.8	1528.8	679.3	636.6	642.2	658.5	629.5	613.3	596.0	589.4
57.5°	5956.4	4712.6	1390.1	613.3	589.9	617.3	650.9	631.6	617.8	601.1	595.0
60°	6373.0	4903.1	1175.2	557.9	552.8	589.9	632.6	616.3	598.5	599.0	598.0
62.5°	6567.6	4892.9	937.9	508.6	515.7	552.8	603.1	592.4	577.7	597.5	599.0
65°	6458.4	4649.0	730.1	463.9	476.1	514.2	572.6	580.7	585.8	623.9	629.0
67.5°	6000.1	4174.5	565.5	424.8	440.0	487.8	575.7	632.6	639.2	679.3	678.8
69°	5526.0	3729.4	491.3	404.4	422.2	494.4	615.3	665.6	640.7	683.4	677.3
70°	5128.7	3377.3	451.7	390.7	414.1	506.1	641.7	665.1	633.1	669.7	659.5
72.5°	3949.9	2429.7	383.1	365.3	386.7	484.2	649.3	650.4	615.3	622.4	605.1
75°	2709.1	1535.5	334.3	330.8	345.0	436.5	625.0	621.4	569.1	558.9	544.7
77.5°	1493.8	779.9	284.0	297.7	307.4	386.7	568.0	563.0	519.8	498.4	493.4
80°	576.2	341.4	239.8	264.7	270.8	334.8	497.9	493.4	457.3	429.8	422.2
82.5°	217.5	178.8	198.2	229.1	227.1	276.4	421.7	419.2	384.1	344.0	331.8
85°	100.6	107.2	157.0	189.0	174.3	204.8	337.4	341.9	299.3	251.5	251.5
87.5°	42.7	60.0	111.3	142.8	117.4	138.2	247.4	236.3	217.0	150.4	141.2
90°	0.0	0.0	0.0	0.0	0.0	0.0	0.0	0.0	0.0	0.0	0.0



Signify Classified - Internal  
Cooper Lighting Solutions Photometric Lab  
1121 Highway 74 South  
Peachtree City, GA 30269

Scaled Data Report



Report Generated By 670245982

Signify Classified - Internal  
Cooper Lighting Solutions Photometric Lab  
1121 Highway 74 South  
Peachtree City, GA 30269

Scaled Data Report



Signify Classified - Internal  
Cooper Lighting Solutions Photometric Lab  
1121 Highway 74 South  
Peachtree City, GA 30269

Scaled Data Report



Signify Classified - Internal  
Cooper Lighting Solutions Photometric Lab  
1121 Highway 74 South  
Peachtree City, GA 30269

Scaled Data Report



Signify Classified - Internal  
Cooper Lighting Solutions Photometric Lab  
1121 Highway 74 South  
Peachtree City, GA 30269

Scaled Data Report



--- HS    — SS

Signify Classified - Internal  
Cooper Lighting Solutions Photometric Lab  
1121 Highway 74 South  
Peachtree City, GA 30269

Scaled Data Report



u

Signify Classified - Internal  
Cooper Lighting Solutions Photometric Lab  
1121 Highway 74 South  
Peachtree City, GA 30269

Scaled Data Report



Signify Classified - Internal  
Cooper Lighting Solutions Photometric Lab  
1121 Highway 74 South  
Peachtree City, GA 30269

Scaled Data Report



(END OF REPORT)